

TVS DIODE ARRAY FOR LATCHUP PROTECTION

APPLICATIONS

- ◆ Cellular Handsets and Accessories
- ◆ Cordless Phones
- ◆ Personal Digital Assistants (PDA's)
- ◆ Notebooks and Handhelds
- ◆ Portable Instrumentation
- ◆ Peripherals
- ◆ MP3 Players

IEC COMPATIBILITY

- ◆ IEC61000-4-2 (ESD) $\pm 30\text{kV}$ (air), $\pm 30\text{kV}$ (contact)
- ◆ IEC61000-4-4 (EFT) 40A (5/50 η s)
- ◆ IEC61000-4-5 (Lightning) 3A (8/20 μ s)

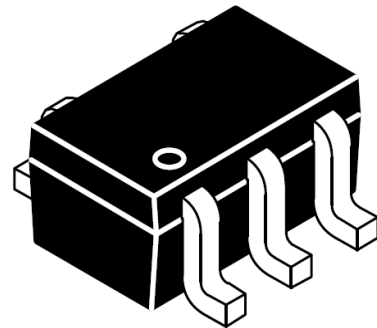
FEATURES

- ◆ 100 Watts Peak Pulse Power per Line ($t_p=8/20\mu$ s)
- ◆ Protects Four I/O Lines
- ◆ Low Clamping Voltage
- ◆ Working Voltages : 3.3
- ◆ Low Leakage Current

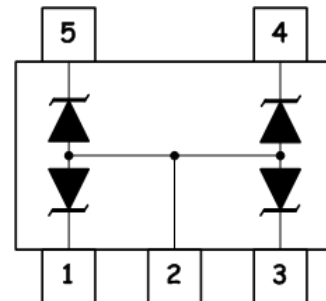
MECHANICAL CHARACTERISTICS

- ◆ SOT-353 Package
- ◆ Molding Compound Flammability Rating : UL 94V-0
- ◆ Weight 6.0 Milligrams (Approximate)
- ◆ Quantity Per Reel : 3,000pcs
- ◆ Reel Size : 7 inch
- ◆ Lead Finish : Lead Free

SOT-353



PIN CONFIGURATION

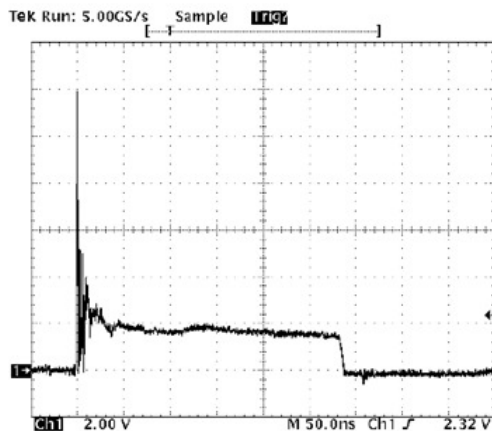


DEVICE CHARACTERISTICS

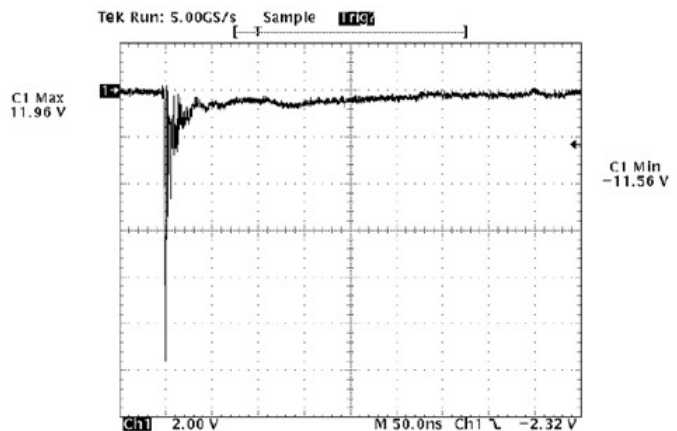
MAXIMUM RATINGS (@ 25°C Unless Otherwise Specified)			
PARAMETER	SYMBOL	VALUE	UNITS
Peak Pulse Power (tp=8/20μs waveform)	P _{PP}	100	Watts
Lead Soldering Temperature	T _L	260 (10 sec.)	°C
Operating Temperature Range	T _J	-55 ~ 150	°C
Storage Temperature Range	T _{STG}	-55 ~ 150	°C

ELECTRICAL CHARACTERISTICS PER LINE (@ 25°C Unless Otherwise Specified)									
PART NUMBER	DEVICE MARKING	V _{RWM}	V _B	I _T	V _C	V _C		I _R	C _T
		(V) (max.)	(V) (min.)	(mA)	@1A (max.)	(max.)	(@A)	(μA) (max.)	(pF) (typ.)
ESDA4V5W5	WB	3.0	4.5	1	9.8	15.3	4	5	40

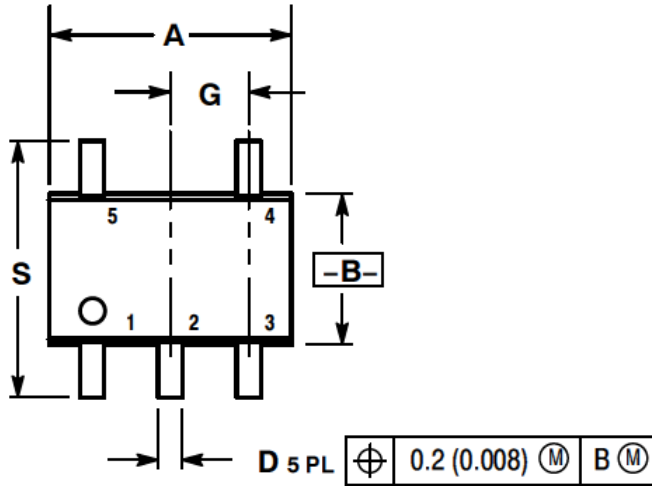
ESD Clamping
(8kV Contact per IEC 61000-4-2)



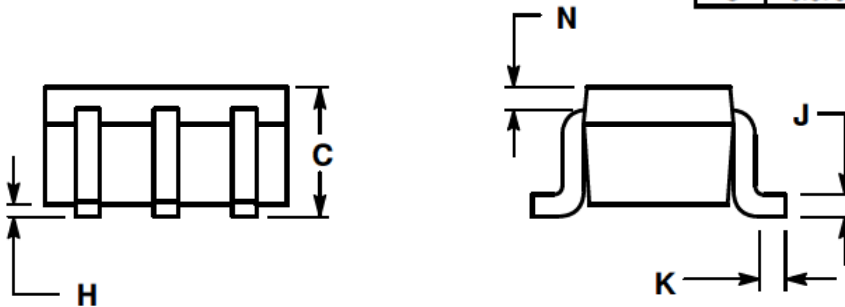
ESD Clamping
(-8kV Contact per IEC 61000-4-2)



SOT-353 PACKAGE OUTLINE & DIMENSIONS



DIM	INCHES		MILLIMETERS	
	MIN	MAX	MIN	MAX
A	0.071	0.087	1.80	2.20
B	0.045	0.053	1.15	1.35
C	0.031	0.043	0.80	1.10
D	0.004	0.012	0.10	0.30
G	0.026 BSC		0.65 BSC	
H	---	0.004	---	0.10
J	0.004	0.010	0.10	0.25
K	0.004	0.012	0.10	0.30
N	0.008 REF		0.20 REF	
S	0.079	0.087	2.00	2.20



* SOLDERING FOOTPRINT

